

Indian in the Cupboard

Grades 4-6

Written by Sue Lambert and Sandi Rickerby
Illustrated by S&S Learning Materials

ISBN 1-55035-471-5

Copyright 1996

Revised January 2006

All Rights Reserved * Printed in Canada

Permission to Reproduce

Permission is granted to the individual teacher who purchases one copy of this book to reproduce the student activity material for use in his/her classroom only. Reproduction of these materials for an entire school or for a school system, or for other colleagues or for commercial sale is **strictly prohibited**. No part of this publication may be transmitted in any form or by any means, electronic, mechanical, recording or otherwise without the prior written permission of the publisher. "We acknowledge the financial support of the Government of Canada through the Book Publishing Industry Development Program (BPIDP) for this project."

Published in the United States by:

On the Mark Press
3909 Witmer Road PMB 175
Niagara Falls, New York
14305
www.onthemarkpress.com

© On the Mark Press • S&S Learning Materials

Published in Canada by:

S&S Learning Materials
15 Dairy Avenue
Napane, Ontario
K7R 1M4
www.sslearning.com

Indian in the Cupboard

by Lynne Reid Banks







Table of Contents

Expectations	4
Summary of the Story	4
All About the Author	4
Teacher Input Suggestions	6
Vocabulary	8
Student's Book Cover	11
Chapter Activities	12
Supplementary Worksheets.....	45
Blank Writing Sheet	57
Answer Key	58



Indian in the Cupboard

by Lynne Reid Banks



Expectations

The students will learn to:

- read accurately and purposefully and to show an understanding of the main ideas, events, and characters in the text.
- be stimulated to use higher order reading skills, such as the ability to use inference and deduction where appropriate.
- use the novel as a basis from which to develop and practice a range of language arts skills, such as using grammatically complex sentences and to accurately spell polysyllabic words.

Please Note:

A series of supplementary work sheets is included. These might be particularly useful for students who finish their work quickly or for homework.

Summary of the Story

As a birthday present Omri is given what appears to be an old bathroom cupboard. His mother gives him a key from her collection, which happens to fit the lock. He puts an old plastic Indian toy into the cupboard for safe keeping, locks it with the key, and is immediately surprised to hear strange noises coming from inside the cupboard. On opening the door, he discovers that the Indian has come to life, and there follows a series of adventures in which Omri is forced to bring to life several other characters.

Omri quickly realizes that these are real people with lives and histories of their own and becomes increasingly aware of his growing responsibility for their safety and well being. This brings him into conflict with his best friend, gets him into trouble at school, and makes him face the dilemma of whether or not to tell his parents.

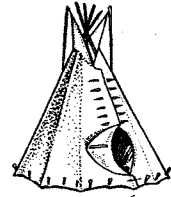

All About the Author

Lynne Reid Banks was born in London, England in 1929. She is the daughter of a Scottish doctor and an Irish actress.

When she was ten years old, war broke out in England and she was evacuated to the prairie provinces of Canada where she spent most of her school days. Later she returned to London and began training as an actress at the Royal Academy of Dramatic Art. She then became one of the first women news reporters in Britain.

Indian in the Cupboard


by Lynne Reid Banks



Name: _____

Indian in the Cupboard

by Lynne Reid Banks



Chapter One - Birthday Presents

Task Sheet



1. In Chapter One eight different people are mentioned. Can you find them and write **one** sentence for each one telling something about them?
2. Fold a sheet of paper in half. On one side, using the information in the text, draw a picture of the cupboard Omri received for his birthday. On the other side design a magic cupboard which you would like to own.
3. Pretend that Omri has lost his Indian. Make a "Wanted" poster giving a detailed description of him. Remember to include facts about his appearance and his personality.
4. A **synonym** is a word which means the same, or nearly the same, as another word. For example, right and correct. Look at the word bank for Chapter One and find a synonym for each of these words:
 - a) splendid
 - b) sometimes
 - c) ridiculous
 - d) enormous
 - e) immediately
 - f) stiff
 - g) carefully
 - h) scowl
 - i) tiny
 - j) enlarging
5. Omri's Mom had a whole box full of keys. The key which fit the lock in his cupboard was very ornate. Some door keys are very plain. Draw pictures of ten different keys and try to make them all very different.
6. An **adjective** is a word used to describe a noun. It tells us something about a person, a place, an event or an object. For example, a **metal** box or a **yellow** key. Can you find **ten** adjectives in Chapter One? Make a list of them and then write ten new sentences using the same adjectives.
7. Omri thought that the Indian was 'fantastically brave' when he stabbed him. Write the word **fantastically** at the top of a piece of paper and see how many smaller words you can make using only those letters. You should be able to find at least twenty.
8. The Indian wore moccasins and buckskin trousers which were decorated with intricate embroidery, or bead work patterns. See if you can find pictures of this type of clothing and then, using a sheet of squared paper, design a similar detailed pattern which could be made with beads.
9. Write a few sentences about what you think will happen to Omri, or the Indian, in Chapter Two.

Indian in the Cupboard

by Lynne Reid Banks

Chapter One - Birthday Present

Worksheet



Answer the following questions on a separate sheet of paper. Make sure you use a complete sentence each time.

1. How did Omri feel when Patrick gave him a plastic figure for his birthday?
2. Why hadn't Patrick wanted to keep the toy for himself?
3. What had happened to some of the plastic figures which Omri had left in the garden?
4. What presents did Omri receive for his birthday?
5. Where did Gillon find the cupboard?
6. What did the cupboard look like?
7. What did Gillon suggest that Omri might keep in his cupboard?
8. What had Omri wished for when he cut his birthday cake?
9. What was the story behind the key which fit the lock?
10. How did Omri feel when he woke up and heard a noise coming from the cupboard?
11. How big was the Indian's knife?
12. How tall was the Indian?
13. Why didn't Omri tell his family about the Indian?
14. Describe the feather in the Indian's headband.
15. What made Omri quickly close and lock the cupboard?
16. Who do you think will be the first person Omri will tell about his Indian?
17. Who would you tell if you had a magic cupboard, and why?
18. Draw a vertical line on your paper the same height as the Indian. Now try to draw a picture of him to scale. Draw round a dollar coin next to your Indian to show how tiny he really is.