

On The Banks of Plum Creek

Grades 4-6

Written by Ruth Solski
Illustrated by S&S Learning Materials

ISBN 1-55035-335-7

Copyright 1996

Revised October 2006

All Rights Reserved * Printed in Canada

Permission to Reproduce

Permission is granted to the individual teacher who purchases one copy of this book to reproduce the student activity material for use in his/her classroom only. Reproduction of these materials for an entire school or for a school system, or for other colleagues or for commercial sale is strictly prohibited. No part of this publication may be transmitted in any form or by any means, electronic, mechanical, recording or otherwise without the prior written permission of the publisher. "We acknowledge the financial support of the Government of Canada through the Book Publishing Industry Development Program (BPIDP) for this project."

Published in the United States by:
On The Mark Press
3909 Witmer Road PMB 175
Niagara Falls, New York 14305
www.onthemarkpress.com

Published in Canada by:
S&S Learning Materials
15 Dairy Avenue
Napanee, Ontario K7R 1M4
www.sslearning.com



On the Banks of Plum Creek

by Laura Ingalls Wilder




Table of Contents

At a Glance	2
Learning Objectives	4
Story Summary	4
Author Biography	4
Teacher Input Suggestions	6
Word Study Activities	8
Comprehension Activities	9
Creative Activities	10
Reproducible Character Record Sheet	11
Reproducible Prediction Sheet	12
Discussion Questions	13
Reproducible Student Activity Booklet	34
Answer Key	63



On the Banks of Plum Creek

by Laura Ingalls Wilder



Chapter 1: The Door in the Ground (Pages 1 – 7)

Comprehension: Interpreting Text

The Ingalls' family had traveled many miles to find their new home.

Illustrate the way the dugout looked from the outside and things nearby it.

Word Study: Syllabication

1. Locate four, one syllable words and record them.


2. Locate four, two syllable words and record them.

3. Locate four, three syllable words and record them.



On the Banks of Plum Creek

by Laura Ingalls Wilder



Chapter 2: The House in the Ground (Pages 8 – 17)

Comprehension: Noting Details

(T) True or (F) False

1. Ma said they would move to the dugout while Pa was away. _____
2. Pet, Patty and Bunny were tied to Mr. Hanson's wagon and were taken into town. _____
3. Laura and the girls went to look at the log cabin. _____
4. Ma and the girls went to look at the log cabin. _____
5. The dugout was very dirty inside and would have to be thoroughly cleaned. _____
6. Laura could stand on the roof of her house pick flowers. _____
7. Laura was a very helpful child. _____
8. Pa spread hay on the floor before they put out the beds. _____
9. Ma and Pa thought their new home was safe and peaceful. _____
10. Laura loved sleeping in the dugout. _____

Word Study: Synonyms

Look for the words in the chapter that mean the same as the words below. The page numbers will help you.

- | | | |
|-------------|-------|-----------|
| 1. pained | _____ | (Page 9) |
| 2. searched | _____ | (Page 9) |
| 3. nice | _____ | (Page 11) |
| 4. shake | _____ | (Page 16) |
| 5. complain | _____ | (Page 16) |



On the Banks of Plum Creek

by Laura Ingalls Wilder



Chapter 3: Rushes and Flags (Pages 8 – 21)

Comprehension: Classifying

The girls explored their surroundings and come upon many exciting things.

Match the animal, insect or things to its description. Look on the pages indicated at the end of each group of words.

1. fresh and new (Page 18) _____
2. dark blue and proud (Page 19) _____
3. all black and velvet and gold (Page 19) _____
4. pale-yellow, pale-blue and little (Page 19) _____
5. bright, blurry wings (Page 19) _____
6. it squeezed up between Laura's toes (Page 19) _____
7. tiny and silvery (Page 20) _____
8. skated on the water (Page 20) _____
9. hard, round, sleek and jointed (Page 20) _____

Word Study: Context Clues

Mary and Laura enjoyed playing with the rushes. They did many things with them. The paragraph below describes how they entertained themselves with the rushes. Complete the sentences with the correct words from the box.


drinks	thirsty	fish	bubble	water	scared
creek	blow	squeak	necklaces	tubes	

Laura and Mary pulled the rushes apart to hear them _____. They made _____ with the small ones. The big ones were put together to make long _____. It was fun to _____ through the tubes into the _____ and make it _____. The _____ were _____ away when they blew at them. When they were _____ they would draw up long _____ of _____.



On the Banks of Plum Creek

by Laura Ingalls Wilder



Chapter 4: Deep Water (Pages 22 – 27)

In this chapter the girls visit the deep, dark pool and have a pleasurable afternoon.

Comprehension: Sequence

Number the sentences in the order that they happened in the chapter.

- _____ Something grabbed Laura's foot and pulled her under.
- _____ The family put on their old clothes and went with Pa to the deep, dark hole.
- _____ Laura wanted to be ducked many times.
- _____ Pa warned the girls never to go near the swimming hole by themselves.
- _____ The girls' skirts floated on the water as they waded about.
- _____ Pa had given Laura a ducking to teach her a lesson.
- _____ Laura went deeper and deeper.
- _____ On the way home Laura and Mary saw the tableland.

Word Study: Synonyms

Synonyms are words that sound the same but have different spellings and meanings.

Underline the correct synonym that belongs in each sentence.

1. The grass on the bank was tall and (coarse, course).
2. As they came out of the high grass, they saw the (creek, creak).
3. The willows made a shimmery (pitcher, picture) on the flat water.
4. Laura walked into the water until it came up to her (waste, waist).
5. Laura (herd, heard) what her mother said but still disobeyed her.

Chapter 5: Strange Animals (Pages 28 – 36)

Comprehension: Finding Proof

Locate sentences in the chapter that prove each statement below is true. Write the first, three words of the sentence on the line and the page number.



On the Banks of Plum Creek

by Laura Ingalls Wilder



1. It was a very hot day on the prairie.

Page _____

2. Laura did not find the tableland exciting to see this time.

Page _____

3. Laura disobeyed her father.

Page _____

4. Laura did not know what the animal was.

Page _____

5. Laura was afraid of the animal.

Page _____

6. Laura felt guilty about disobeying her father.

Page _____

7. It is important to be trustworthy.

Page _____

Research the badger and find out five, interesting facts about it.

1. _____

2. _____

3. _____

4. _____

5. _____