

Student Packet

Grades 5–6

# Al Capone Does My Shirts

Gennifer Choldenko

NOVEL UNITS<sup>™</sup>



NEW WAYS TO LEARN READING,  
WRITING, & CRITICAL THINKING



## **Novel Units® Single-Classroom User Agreement**

With the purchase of electronic materials (such as ebooks and print-on-demand teaching activities) from a Novel Units, Inc. (Novel Units) Web site, or that of a Novel Units authorized dealer's Web site, the customer (the purchaser or person for whom this product was purchased) is granted a single-classroom user license, which entitles the customer to use or duplicate these materials for a single classroom (or home) only.

**Sharing the digital files or reproduction of any part of this publication in any way or by any means for additional classrooms (or homes), an entire school, or a school system; by for-profit institutions and tutoring centers; or for commercial sale is strictly prohibited.**

Reproduction of any part of the Teacher Guide is strictly prohibited. Use of the materials for anything other than classroom instruction is a violation of Novel Units intellectual property rights. Materials may be transmitted or projected via digital device within a single classroom setting only; any other electronic transmission or projection of materials is strictly prohibited. Novel Units retains full intellectual property rights on all proprietary products, and these rights extend to electronic editions of print books or materials, excerpts of print books or materials, and individual teaching activities offered for sale in digital format.

To obtain more information, or, if you would like to use Novel Units products for additional purposes not outlined in the single-classroom license (described above), please contact [customercare@ecslearningsystems.com](mailto:customercare@ecslearningsystems.com).

**[ebooks.ecslearningsystems.com](http://ebooks.ecslearningsystems.com)**

---

# AL CAPONE DOES MY SHIRTS

by  
Gennifer Choldenko

## Student Packet

Written by  
Monica L. Odle

**Contains masters for:**

- 2 Prereading Activities
- 4 Vocabulary Activities
- 1 Study Guide
- 2 Critical Thinking Activities
- 2 Literary Analysis Activities
- 3 Character Analysis Activities
- 3 Comprehension Activities
- 4 Quizzes
- 1 Novel Test

**PLUS**

- Detailed Answer Key  
and Scoring Rubric

### Note

The 2006 Puffin Books paperback edition of the book, © 2004 by Gennifer Choldenko, was used to prepare this guide. The page references may differ in other editions. Novel ISBN: 0-14-240370-9

**Please note:** Please assess the appropriateness of this book for the age level and maturity of your students prior to reading and discussing it with them.

---

ISBN 978-1-60878-326-7

**Copyright infringement is a violation of Federal Law.**

© 2010 by Novel Units, Inc., Bulverde, Texas. All rights reserved. Reproduction of this publication is limited to the terms of the Single-Classroom User License for a maximum of 30 copies. No part of this publication may be translated, stored in a retrieval system, or transmitted or shared in any way or by any means (electronic, mechanical, photocopying, recording, or otherwise) without prior written permission from Novel Units, Inc. Reproduction of any part of this publication for multiple school terms, an entire school or for a school system, by for-profit institutions and tutoring centers, or for commercial sale is strictly prohibited.

Reproduction of any part of the Teacher Guide is strictly prohibited.

Novel Units is a registered trademark of Novel Units, Inc.

**Publisher Information**

For a complete catalog, contact—

Novel Units, Inc.  
P.O. Box 97  
Bulverde, TX 78163-0097

Web site: [novelunits.com](http://novelunits.com)

For more digital resources, visit:  
[ebooks.ecslarningsystems.com](http://ebooks.ecslarningsystems.com)



Name \_\_\_\_\_

### Be a Detective!

**Directions:** Check out the book by looking at the cover and thumbing through the pages. Then, ask yourself who, what, where, when, why, and how. Write your questions in the spaces below. Exchange papers with a partner, and answer each other's questions.

**Who?**

---

---

---

---

---

**What?**

---

---

---

---

---

**Where?**


---

---

---

---

---



**When?**

---

---

---

---

---

**Why?**

---

---

---

---

---

**How?**

---

---

---

---

---

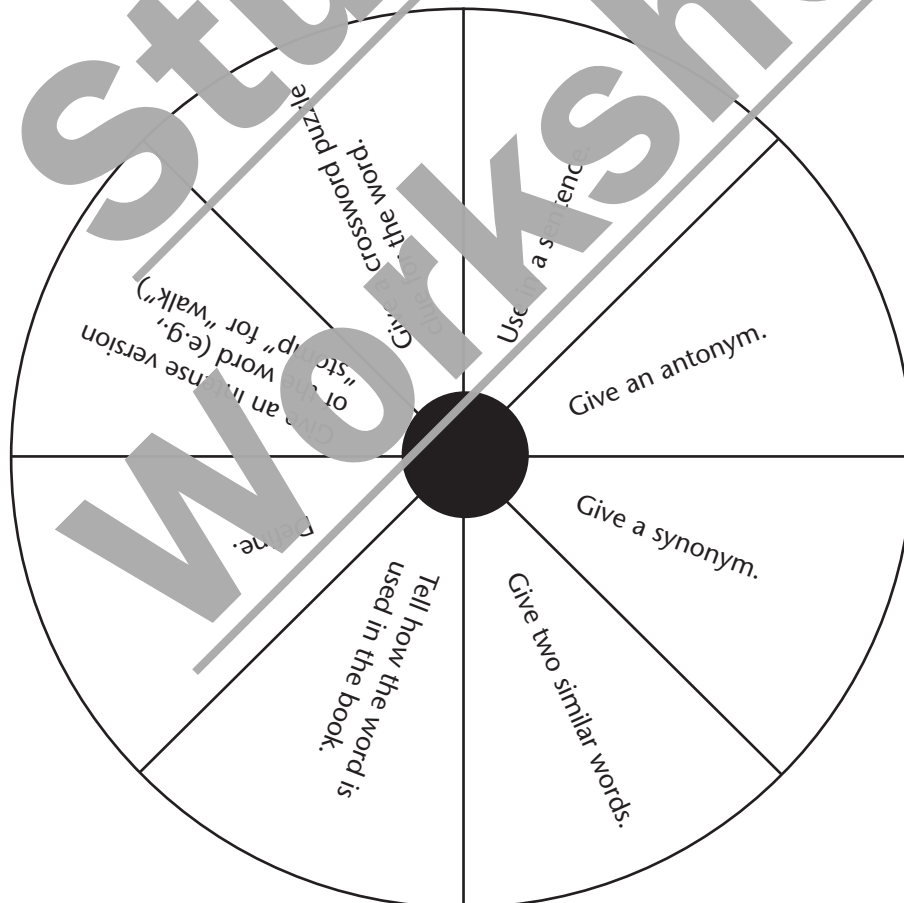
Students Worksheets

Name \_\_\_\_\_

### Vocabulary Wheel

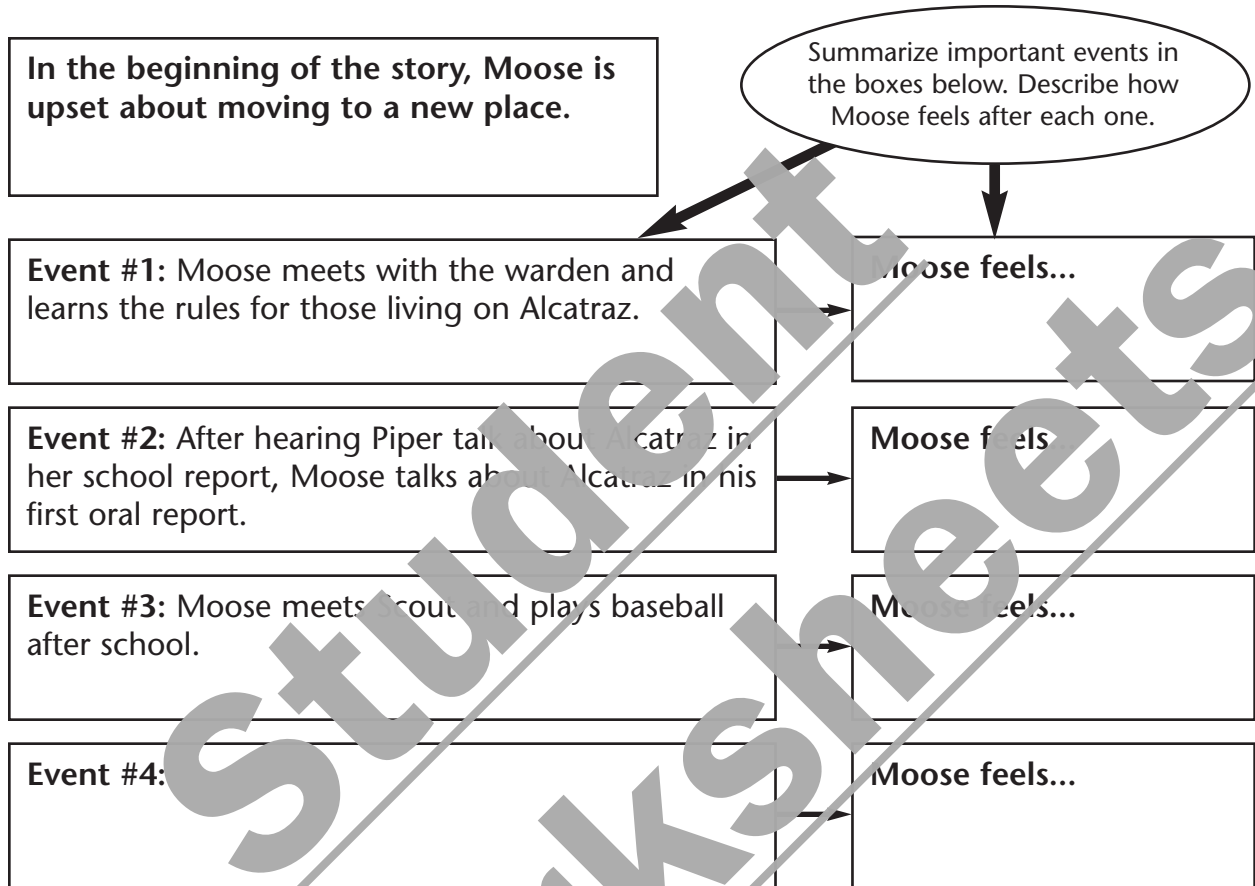
obsessions	wheelde	inmate	ledger
redirecting	fiddling	bulk	divvyng
deliberate	notorious	unseemly	culpability
motivated	elaborate	procuring	schemes
possessive	effective		

**Directions:** Write each vocabulary word on a piece of paper (one word per piece). Make a spinner using the circle below. Now play the following game with a classmate. (It is a good idea to have a dictionary and thesaurus handy.) Place the paper in a small container. The first player draws a word from the container. The player then spins the spinner and follows the direction where the pointer lands. For example, if the player draws the word "obsession" and lands on "Define," the player must define the word "obsession." If the player's partner accepts the answer as correct, the first player scores one point and play passes to the second player. If the player's partner challenges the answer, the first player uses a dictionary or thesaurus to prove the answer is correct. If the player can prove the answer is correct, the player earns two points. If the player cannot prove the answer is correct, the opposing player earns two points. Play continues until all the words have been used. The player with the most points wins.



Name \_\_\_\_\_

**B. Graphic Organizer:** Complete the chart below for Moose Flanagan.



Students Worksheets