

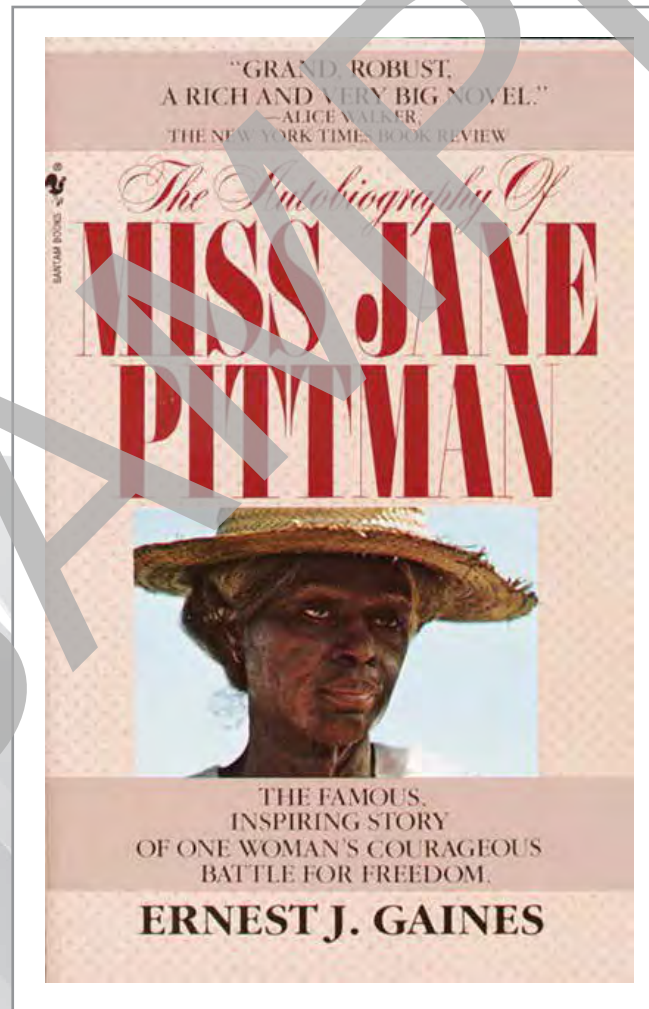


STUDENT PACKET

GRADES 9-12

The Autobiography of Miss Jane Pittman

Ernest J. Gaines



READ, WRITE, THINK, DISCUSS AND CONNECT

The Autobiography of Miss Jane Pittman

Ernest J. Gaines

STUDENT PACKET

NOTE:

The trade book edition of the novel used to prepare this guide is found in the Novel Units catalog and on the Novel Units website. Using other editions may have varied page references.

Please note: We have assigned Interest Levels based on our knowledge of the themes and ideas of the books included in the Novel Units sets, however, please assess the appropriateness of this novel or trade book for the age level and maturity of your students prior to reading with them. You know your students best!

ISBN 978-1-50204-389-4

Copyright infringement is a violation of Federal Law.

© 2020 by Novel Units, Inc., St. Louis, MO. All rights reserved. No part of this publication may be reproduced, translated, stored in a retrieval system, or transmitted in any way or by any means (electronic, mechanical, photocopying, recording, or otherwise) without prior written permission from Novel Units, Inc.

Reproduction of any part of this publication for an entire school or for a school system, by for-profit institutions and tutoring centers, or for commercial sale is strictly prohibited.

Novel Units is a registered trademark of Conn Education.

Printed in the United States of America.

To order, contact your
local school supply store, or:

Toll-Free Fax: 877.716.7272

Phone: 888.650.4224

3901 Union Blvd., Suite 155

St. Louis, MO 63115

sales@novelunits.com

novelunits.com

Name _____

Getting the "Lay of the Land"

Directions: Prepare for reading by answering the following short-answer questions.

1. Who is the author?

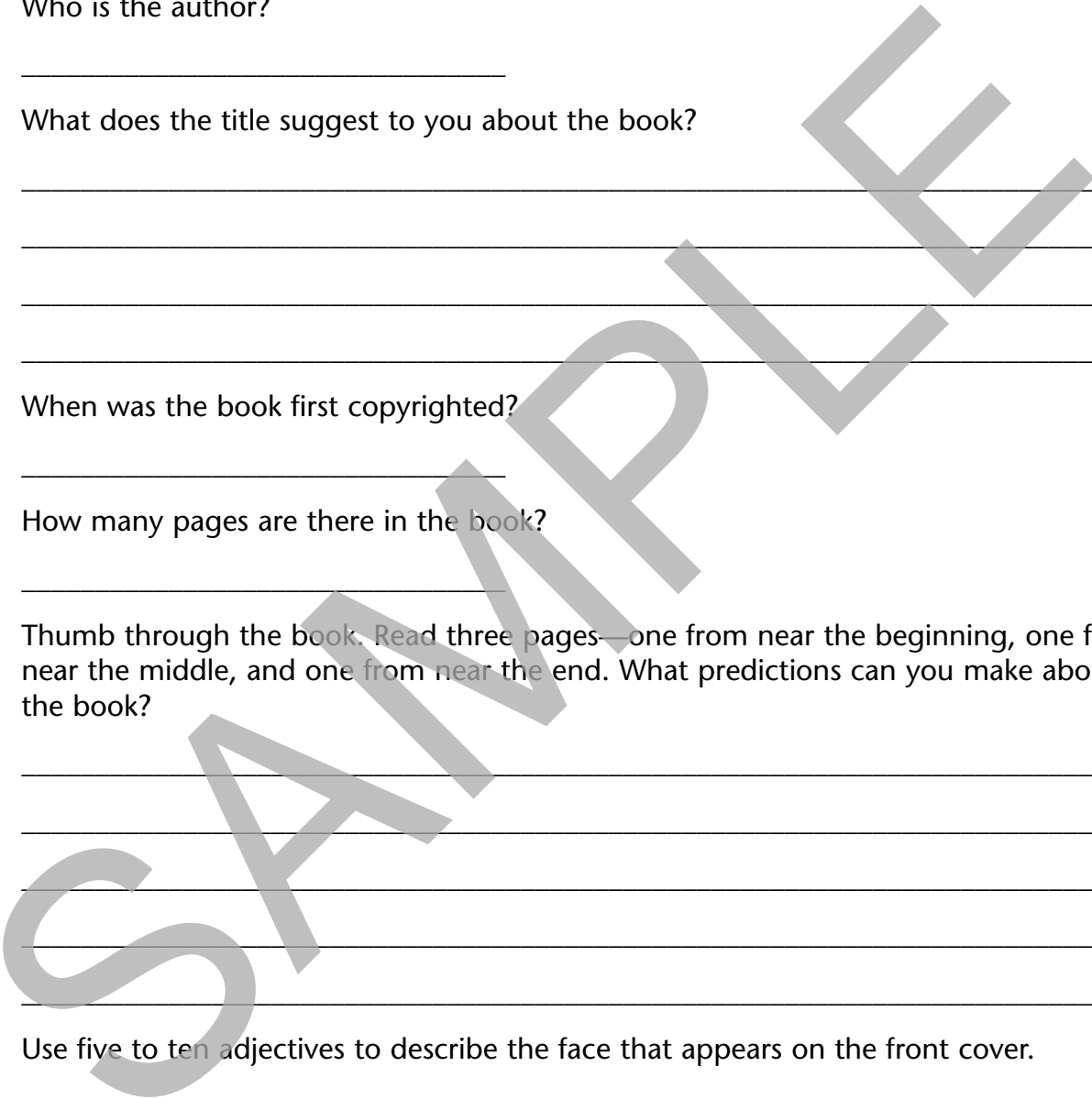
2. What does the title suggest to you about the book?

3. When was the book first copyrighted?

4. How many pages are there in the book?

5. Thumb through the book. Read three pages—one from near the beginning, one from near the middle, and one from near the end. What predictions can you make about the book?

6. Use five to ten adjectives to describe the face that appears on the front cover.

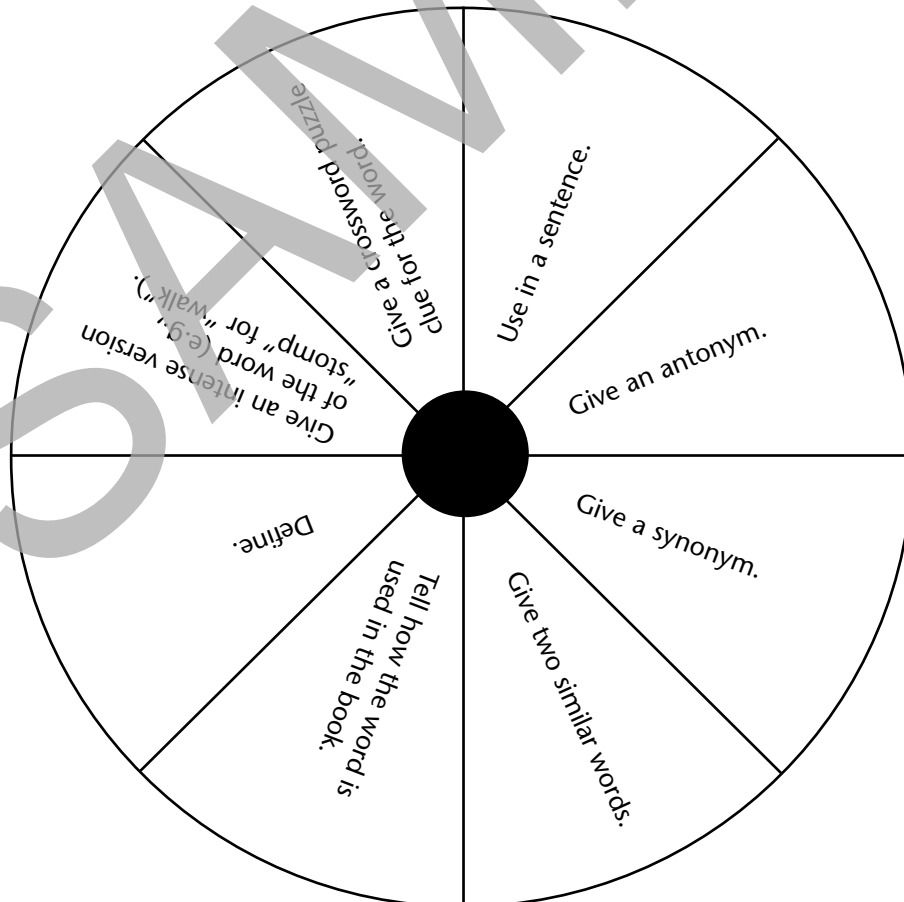


Name _____

Vocabulary Wheel

loping (136)	*cuckleburrs (143)	rascality (147)	uppity (152)
seep (156)	dike (157)	spillways (158)	brogans (161)
asafetida (161)	castor oil (161)	smoking (162)	jobo cane (165)
Sicilians (166)	(*spelling in novel)		

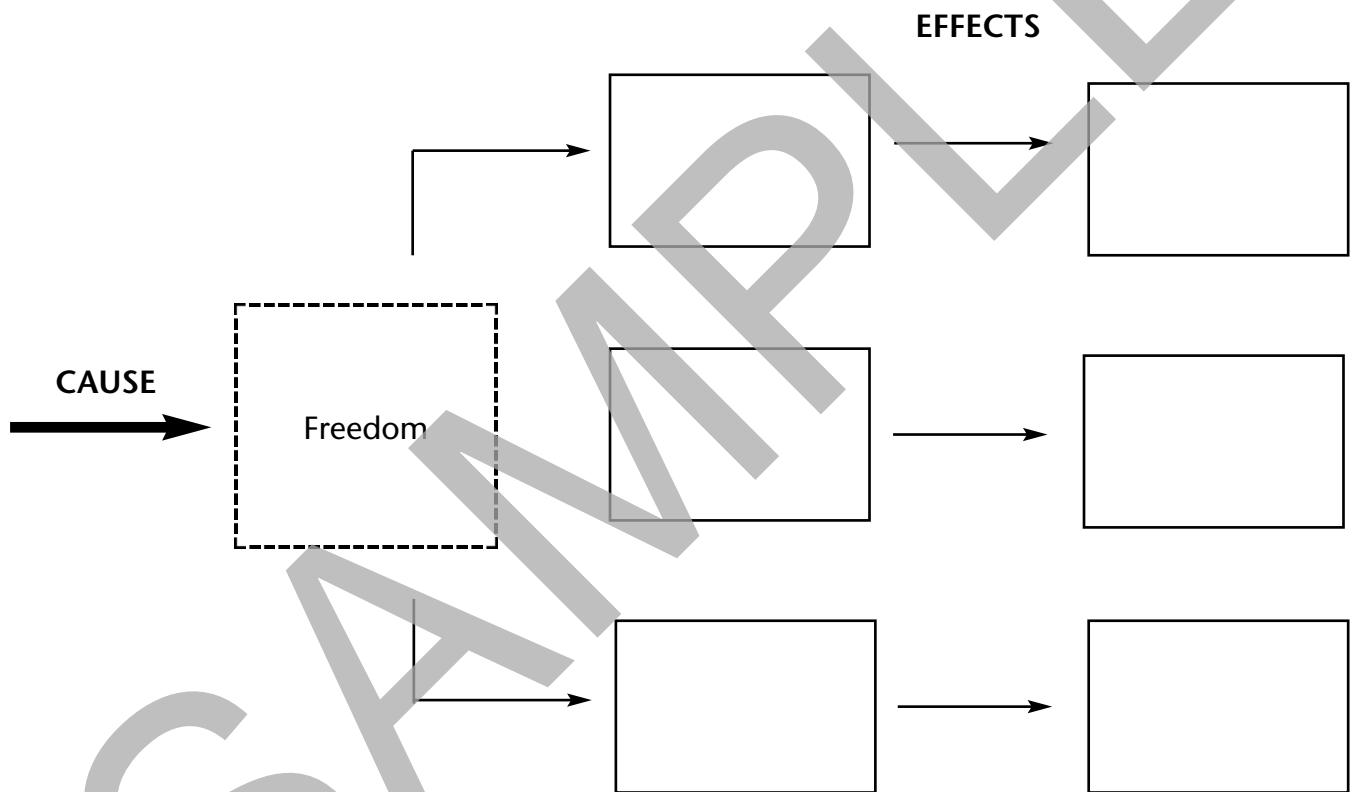
Directions: Write each vocabulary word on a piece of paper (one word per piece). Make a spinner using the circle below. Now play the following game with a classmate. (It is a good idea to have a dictionary and thesaurus handy.) Place the papers in a small container. The first player draws a word from the container. The player then spins the spinner and follows the direction where the pointer lands. For example, if the player draws the word “loping” and lands on “Define,” the player must define the word loping. If the player’s partner accepts the answer as correct, the first player scores one point and play passes to the second player. If the player’s partner challenges the answer, the first player uses a dictionary or thesaurus to prove the answer is correct. If the player can prove the answer is correct, the player earns two points. If the player cannot prove the answer is correct, the opposing player earns two points. Play continues until all the words have been used. The player with the most points wins.



Name _____

Cause/Effect Chart

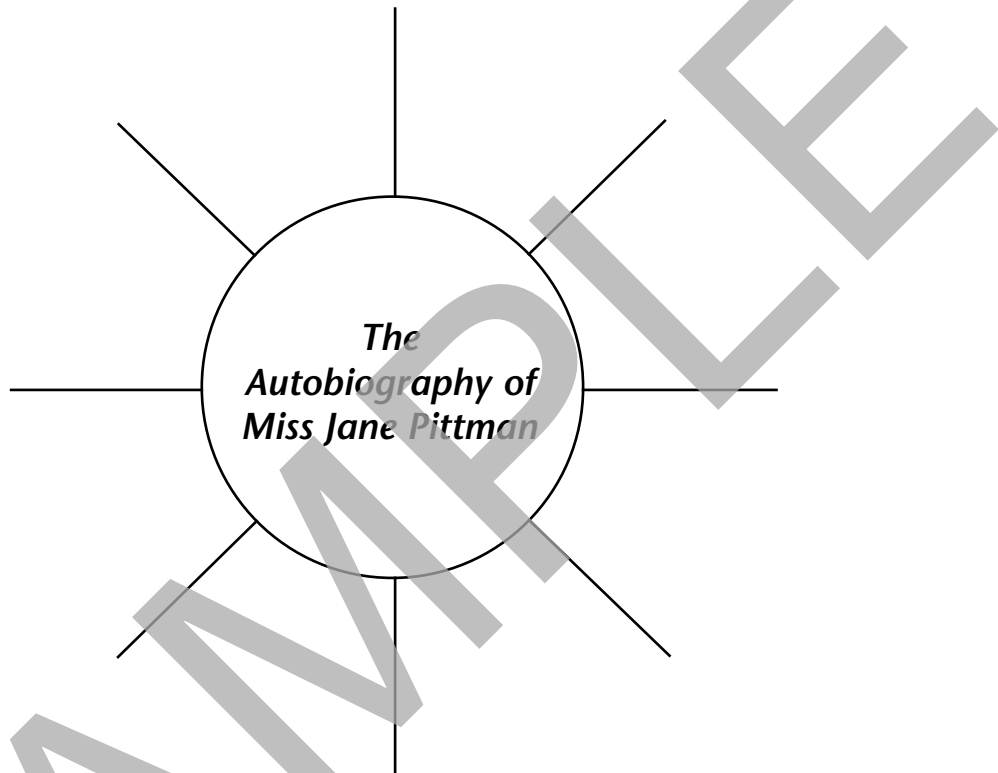
Directions: The abolishment of slavery caused many changes. Write some of them in the chart below. For each effect, indicate whether the change is positive or negative.



Name _____

Thematic Analysis

Directions: On each spoke of the circle, write a theme or central idea from *The Autobiography of Miss Jane Pittman*.



★ What is the author's main message?

★ What did you learn from the book?