



STUDENT PACKET

GRADES 6-8

Ella Enchanted

Gail Carson Levine



READ, WRITE, THINK, DISCUSS AND CONNECT

Ella Enchanted

Gail Carson Levine

STUDENT PACKET

NOTE:

The trade book edition of the novel used to prepare this guide is found in the Novel Units catalog and on the Novel Units website. Using other editions may have varied page references.

Please note: We have assigned Interest Levels based on our knowledge of the themes and ideas of the books included in the Novel Units sets, however, please assess the appropriateness of this novel or trade book for the age level and maturity of your students prior to reading with them. You know your students best!

ISBN 978-1-50204-562-1

Copyright infringement is a violation of Federal Law.

© 2020 by Novel Units, Inc., St. Louis, MO. All rights reserved. No part of this publication may be reproduced, translated, stored in a retrieval system, or transmitted in any way or by any means (electronic, mechanical, photocopying, recording, or otherwise) without prior written permission from Novel Units, Inc.

Reproduction of any part of this publication for an entire school or for a school system, by for-profit institutions and tutoring centers, or for commercial sale is strictly prohibited.

Novel Units is a registered trademark of Conn Education.

Printed in the United States of America.

To order, contact your
local school supply store, or:

Toll-Free Fax: 877.716.7272

Phone: 888.650.4224

3901 Union Blvd., Suite 155

St. Louis, MO 63115

sales@novelunits.com

novelunits.com

Name _____

Ella Enchanted
Study Questions
Use During Reading

Directions: Write a brief answer to each study question as you read the novel at home or in class. Use the questions to guide your reading and prepare for class discussions.

Chapter 1—pages 3-9

1. What inspires Lucinda to place an obedience spell on Ella?
2. Where is Ella's father when she is born?
3. How does Ella's mother stop her from eating her birthday cake?
4. How does Ella respond when Mandy absentmindedly gives her an order that she does not mean?
5. Why does Ella lose the race against Pamela?
6. Which ingredients does Mandy place in the curing soup she makes for Ella and her mother?
7. What does Ella do for her mother to help her feel better?
8. What are the last words Ella's mother speaks to her before she dies?
9. Where does Ella go to make a wish for her mother to get well?
10. What does Ella promise to do if her mother gets well?

Chapter 2—pages 10-15

1. What is Ella's supposed to do at the funeral after the high chancellor finishes speaking?
2. What order does Ella's father give her at the funeral when she won't stop crying?
3. Where does Ella go to cry herself out after her mother's funeral?
4. Whose tombstone is Prince Charmont looking at when Ella emerges from crying?
5. What does Ella's mother do at a banquet to make Char laugh?
6. How does Ella respond when Char asks her if she wanted the funeral guests to wait for her to return?
7. What happens to Ella's dress as Char helps her into the carriage?

Chapter 3—pages 16-22

1. Who are Ella's friends from her childhood?
2. How does Ella describe the way she looks wearing the spicy green frock her mother liked best?
3. What does Hattie say to comfort Ella?
4. What does Ella stare at as Hattie and Olive eat?
5. Who is Ella's fairy godmother?

Name _____

collapsed (23)
 scoured (27)
 gossamer (29)
 conniver (31)
 faceted (33)
 dabbing (34)
 admiringly (35)
 donned (36)


blotchy (24)
 persuade (27)
 slitted (29)
 simpleton (31)
 garnet (33)
 oaf (34)
 wench (35)
 marveling (37)

drought (26)
 shards (28)
 interrogated (30)
 governess (32)
 severed (34)
 mince (34)
 hapless (35)
 fetched (38)

numskull (27)
 tarry (28)
 loathsome (31)
 voluminous (33)
 doublet (34)
 entrust (35)
 loathe (36)
 disentangled (38)

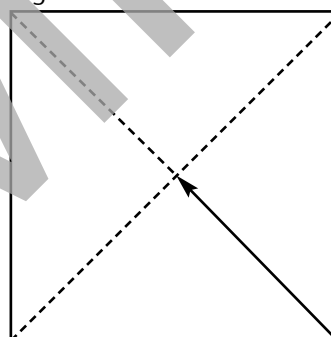
Directions: Cut a nine-inch square of white construction paper. Fold the paper in half diagonally (from corner to corner). Unfold paper. Fold the paper in half again (Figure A). Then cut one fold from the outer corner to the center of the paper (Figure B). Slide one cut piece on top of the other to form a triangular shape with a base and two standing sides. Glue the pieces together (Figure C). On the inside base, write a vocabulary word. On the inside left, write a sentence using the vocabulary word. On the inside right, draw a picture to illustrate the vocabulary word. Repeat the process for at least nine words from the list. Glue the back sides of your completed triangles together and hang them as a mobile.

Figure A



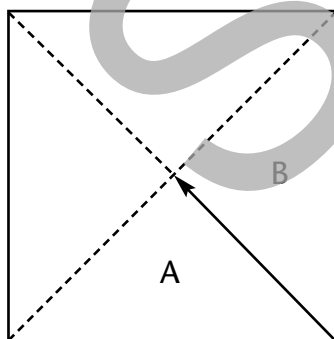
1-Fold in half diagonally
 2-Fold in half again

Figure B

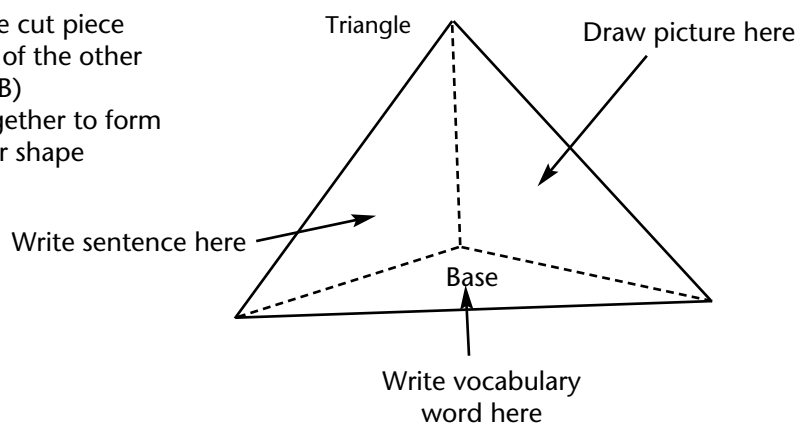


Cut from corner to center in direction of arrow

Figure C



1-Slide one cut piece (A) on top of the other cut piece (B)
 2-Glue together to form a triangular shape



Name _____

Critical Thinking

The conflict of a story is the struggle between two people or two forces. There are three main types of conflict: person against person, person against nature or society, and person against himself/herself.

Directions: The characters in *Ella Enchanted* experience some conflicts in the story. In the chart below, list the names of three major characters. In the space provided, list a conflict each character experienced. Then explain how each conflict is resolved in the story.

Conflict	Resolution

Conflict	Resolution

Conflict	Resolution

Name _____

Drama

Many festivals were held throughout the year in the Middle Ages. Plan a classroom festival that includes food, costumes, games, entertainment, decorations, invitations, and music. Create committees that would be in charge of each activity. Each committee will need to do research to determine what was used in the Middle Ages.

Invite another class to your Middle Ages Festival.

