

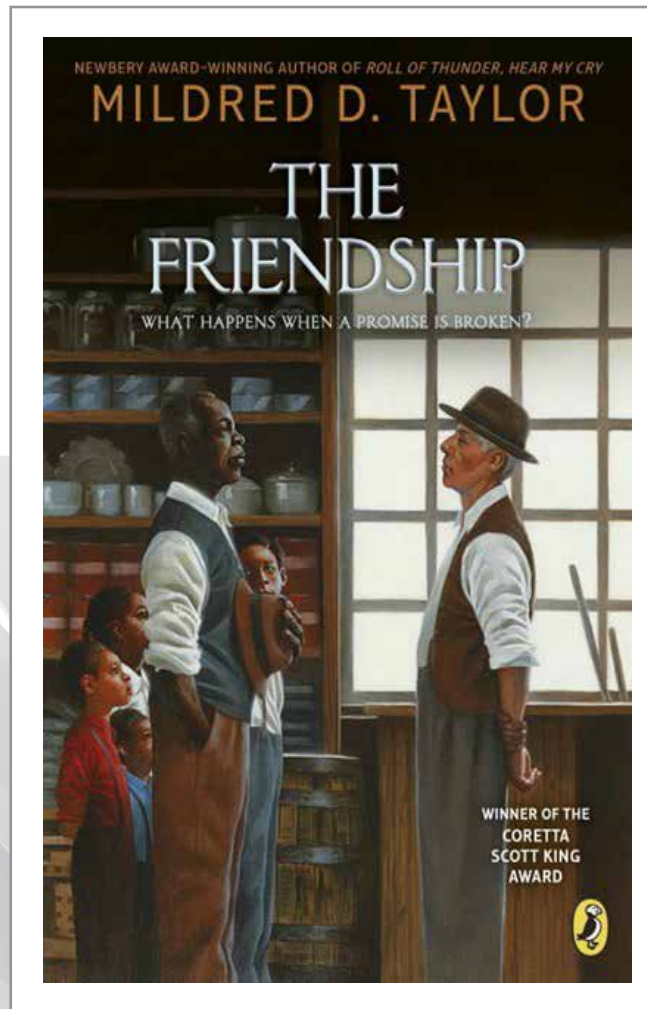


STUDENT PACKET

GRADES 3-5

The Friendship

Mildred D. Taylor



READ, WRITE, THINK, DISCUSS AND CONNECT

The Friendship

Mildred D. Taylor

STUDENT PACKET

NOTE:

The trade book edition of the novel used to prepare this guide is found in the Novel Units catalog and on the Novel Units website. Using other editions may have varied page references.

Please note: We have assigned Interest Levels based on our knowledge of the themes and ideas of the books included in the Novel Units sets, however, please assess the appropriateness of this novel or trade book for the age level and maturity of your students prior to reading with them. You know your students best!

ISBN 978-1-50204-604-8

Copyright infringement is a violation of Federal Law.

© 2020 by Novel Units, Inc., St. Louis, MO. All rights reserved. No part of this publication may be reproduced, translated, stored in a retrieval system, or transmitted in any way or by any means (electronic, mechanical, photocopying, recording, or otherwise) without prior written permission from Novel Units, Inc.

Reproduction of any part of this publication for an entire school or for a school system, by for-profit institutions and tutoring centers, or for commercial sale is strictly prohibited.

Novel Units is a registered trademark of Conn Education.

Printed in the United States of America.

To order, contact your
local school supply store, or:

Toll-Free Fax: 877.716.7272

Phone: 888.650.4224

3901 Union Blvd., Suite 155

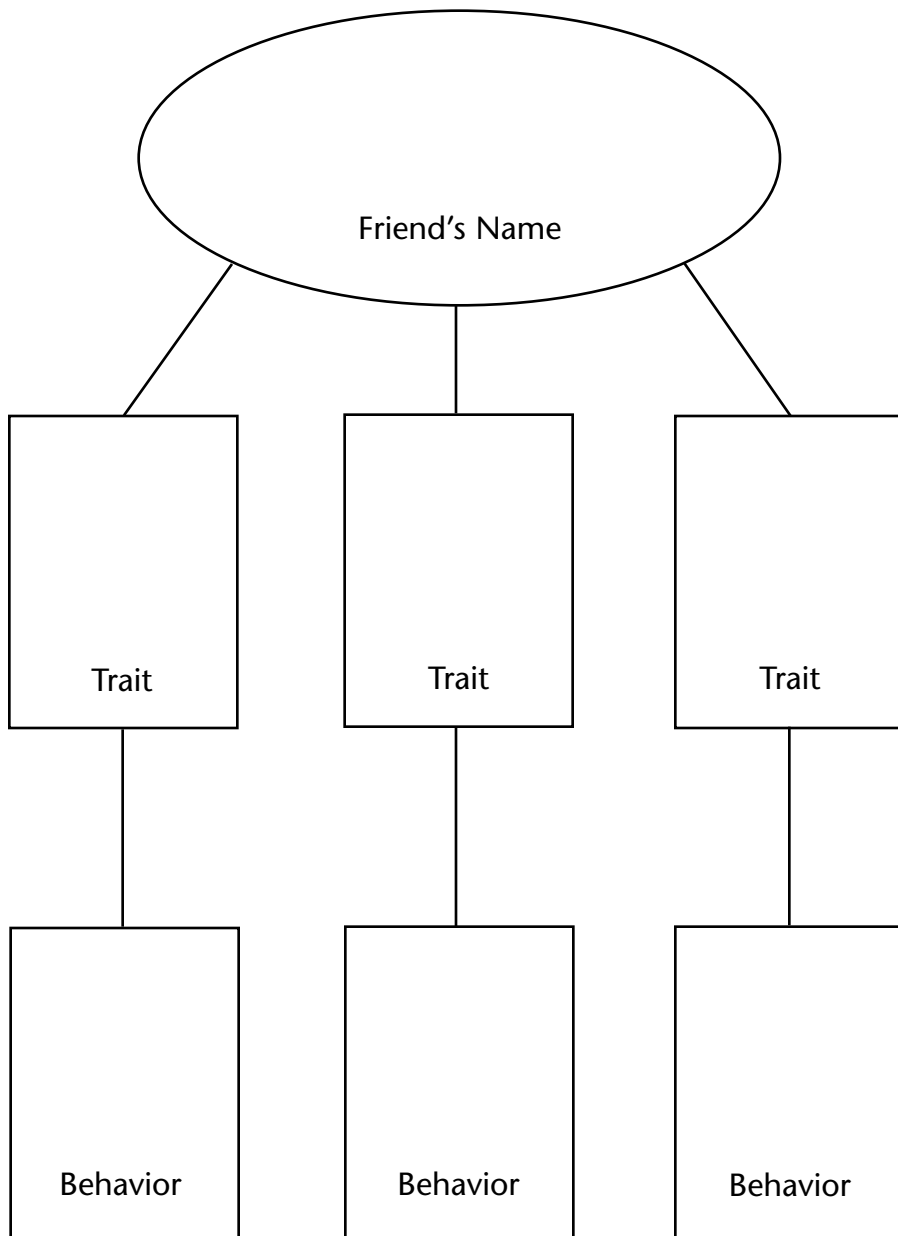
St. Louis, MO 63115

sales@novelunits.com

novelunits.com

Name _____

Directions: Think about one of your best friends for a few minutes. Why do you consider this person your best friend? What does (s)he do or say to make you like this person? How does this person talk to you, treat you, and treat your other friends? On the chart below, list the traits and behaviors that describe this person.



Name _____

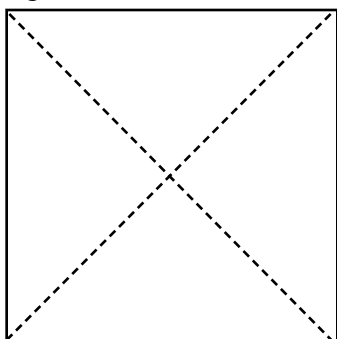
4. Who else is in the store when Mr. Tom Bee asks for his "tobaccie"?
5. What does Mr. Charlie Simms say to Mr. Tom Bee?
6. Describe Mr. Tom Bee as he looks around at the men in the store.
7. Why do you think Stacey yells for Mr. Tom Bee to come out of the store?
8. What does Dewberry say to his father after Mr. Tom Bee demands his "tobaccie"?
9. Do you think Mr. Simms likes the way Mr. Tom Bee addresses John Wallace? Why or why not?
10. Is Mr. Tom Bee brave for going into the store?
11. What is Mr. Tom Bee doing when Mr. Wallace shoots him in the leg?
12. Who goes to help Mr. Tom Bee?
13. Do the men in the store feel sorry for Mr. Tom Bee?
14. What does Mr. Tom Bee yell at Mr. Wallace as he drags himself down the road?
15. How long is Mr. Tom Bee going to call Mr. Wallace by his first name?

Name _____

- | | | | |
|------------------|----------------|-----------------|-------------------|
| tobacco (44) | slightly (44) | uneasily (46) | hardening (46) |
| sharp-edged (47) | shrilly (47) | gathered (50) | plunged (50) |
| exploded (50) | explosion (50) | tumbled (50) | stunned (51) |
| herded (51) | sniggered (51) | solemn (51) | judgment day (53) |
| ungrateful (53) | soul (53) | motionless (53) | inched (53) |
| ripped (53) | | | |

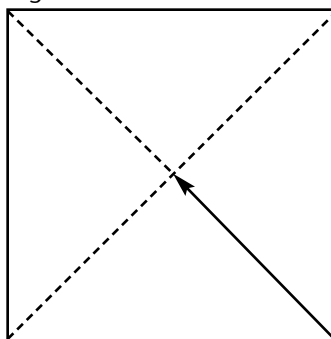
Directions: Cut a nine-inch square out of white construction paper. Fold paper in half diagonally (from corner to corner). Unfold paper. Fold the paper in half again (Figure A). Then cut one fold from the outer corner to the center of the paper (Figure B). Slide one cut piece on top of the other to form a triangular shape with a base and two standing sides. Glue the pieces together (Figure C). On the inside base, write a vocabulary word. On the inside left, write a sentence using the vocabulary word. On the inside right, draw a picture to illustrate the vocabulary word. Repeat the process for at least nine words from the list. Glue the back sides of your completed triangles together and hang them as a mobile.

Figure A



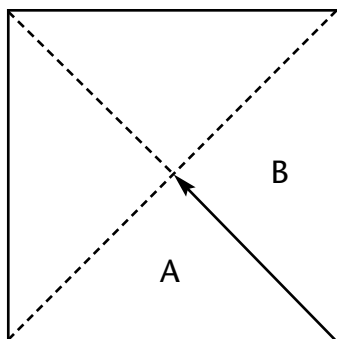
- 1–Fold in half diagonally
- 2–Fold in half again

Figure B

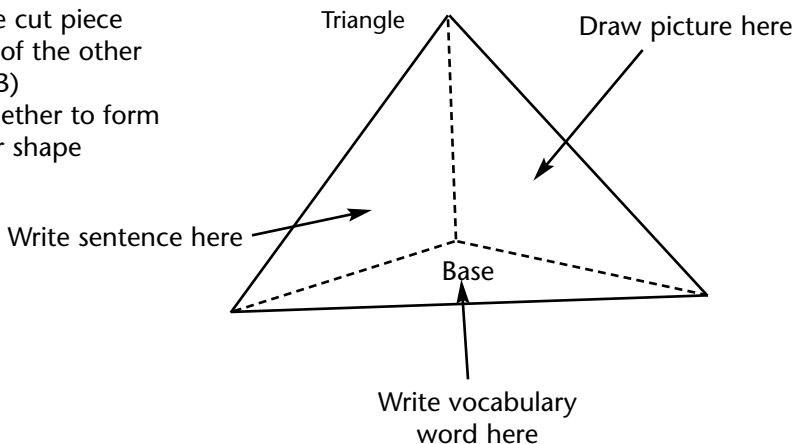


Cut from corner to center in direction of arrow

Figure C



- 1–Slide one cut piece (A) on top of the other cut piece (B)
- 2–Glue together to form a triangular shape



Name _____

Yesterday, Today, Tomorrow

Directions: In *The Friendship*, there are characters of all ages. Use your imagination to create a chart that shows what the characters might have done in the past (yesterday), what they might be doing now (today), and what they might be doing in the future (tomorrow).

Mr. Tom Bee

Yesterday	
Today	
Tomorrow	

Mr. John Wallace

Yesterday	
Today	
Tomorrow	

Stacey

Yesterday	
Today	
Tomorrow	