




TEACHER GUIDE

GRADES 3-5

COMPREHENSIVE CURRICULUM BASED LESSON PLANS

The Hundred Penny Box

Leo Dillon



READ, WRITE, THINK, DISCUSS AND CONNECT

The Hundred Penny Box

Leo Dillon

TEACHER GUIDE

NOTE:

The trade book edition of the novel used to prepare this guide is found in the Novel Units catalog and on the Novel Units website. Using other editions may have varied page references.

Please note: We have assigned Interest Levels based on our knowledge of the themes and ideas of the books included in the Novel Units sets, however, please assess the appropriateness of this novel or trade book for the age level and maturity of your students prior to reading with them. You know your students best!

ISBN 978-1-50203-873-9

Copyright infringement is a violation of Federal Law.

© 2020 by Novel Units, Inc., St. Louis, MO. All rights reserved. No part of this publication may be reproduced, translated, stored in a retrieval system, or transmitted in any way or by any means (electronic, mechanical, photocopying, recording, or otherwise) without prior written permission from Novel Units, Inc.

Reproduction of any part of this publication for an entire school or for a school system, by for-profit institutions and tutoring centers, or for commercial sale is strictly prohibited.

Novel Units is a registered trademark of Conn Education.

Printed in the United States of America.

To order, contact your
local school supply store, or:

Toll-Free Fax: 877.716.7272

Phone: 888.650.4224

3901 Union Blvd., Suite 155

St. Louis, MO 63115

sales@novelunits.com

novelunits.com

Table of Contents

Summary	3
Initiating Activities.....	3
Recommended Procedure	4
Five Sections	8
Each sections contains: Vocabulary Words, Discussion Questions, Predictions, Supplementary Activities	
Concluding Activities	18
Art Projects	18
Vocabulary Activities.....	19
Listening Activities.....	20
Teaching Across the Curriculum.....	21

Skills and Strategies

Vocabulary

Word mapping

Listening/Speaking

Drama, discussion,
interviewing

Literary Elements

Characterization, story
elements

Thinking

Brainstorming

Comprehension

Predicting, cause and effect,
comparison/contrast

Writing

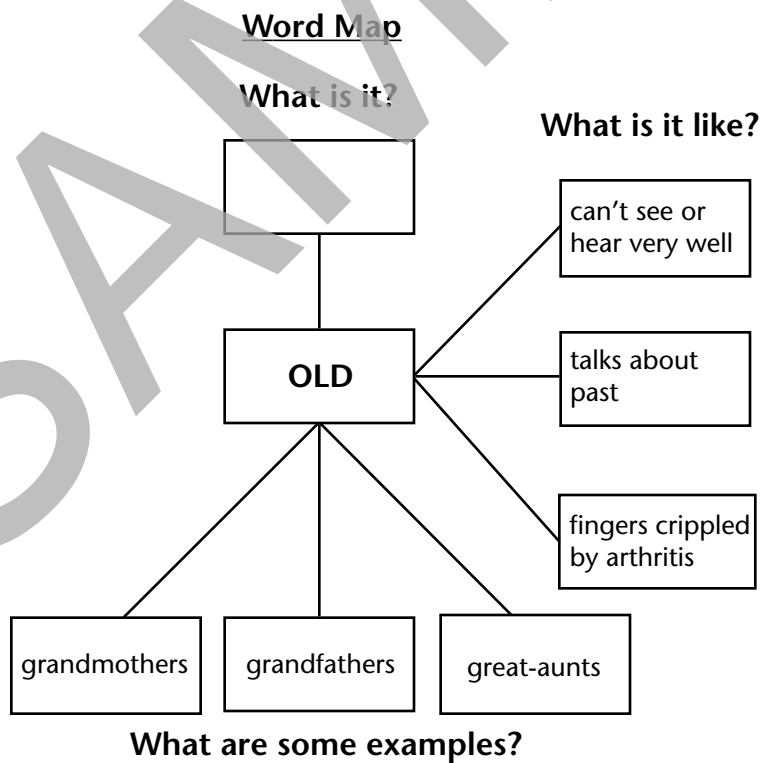
Naming, description

Summary

Aunt Dew was one hundred years old when she went to live with her great-nephew John. It was a difficult adjustment for John's wife Ruth, but John's son Michael really appreciated the old lady. He especially enjoyed her stories of each year of her life recounted by the hundred pennies she cherished in her special hundred penny box. It's a beautiful relationship told with understanding, enjoyable for children but containing some very mature wisdom.

Initiating Activities

1. Read aloud the quotation at beginning of the book. "In your shadow I have grown up....And your beauty strikes me to the heart like the flash of an eagle." What are some themes this book might have? A theme is an idea or main thought emphasized in a book. (*aging, maturing, growing up, inner beauty*) Why does an author use a quotation at the beginning of a book? (*to give us a clue about the book, emphasize a theme, provide a nice way to start, acknowledge inspiration for a book*)
2. Look at the cover. List everything you see in the illustration. What predictions can you make about the book? What can you guess about the large face depicted?
3. What does it mean to be old? Brainstorm.



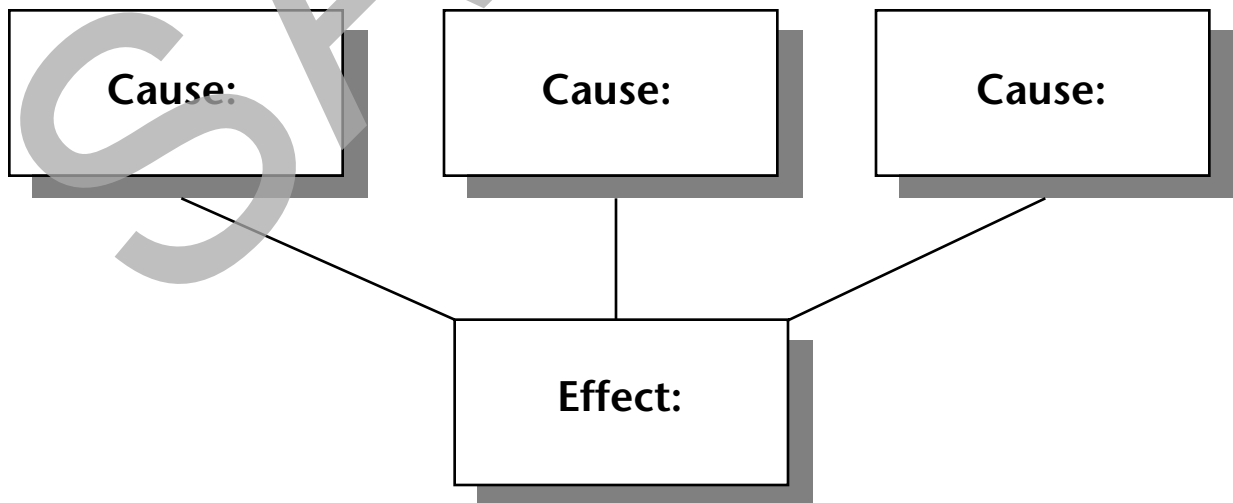
Cause/Effect Map

To plot cause and effect in a story, first list the sequence of events. Then mark causes with a "C" and effects with an "E." Use an arrow from the cause to the effect. Remember that many effects cause something else so they might be marked with an "E" and a "C" with an arrow to the next effect.

Events in the Story:

- 1.
- 2.
- 3.
- 4.
- 5.
- 6.
- 7.
- 8.
- 9.
- 10.

Another way to map cause and effect is to look for an effect and then backtrack to the single or multiple causes.



Pages 19-25

Vocabulary:

britches 23

desperate 25

Discussion Questions:

1. Describe Aunt Dew's dancing. Is it really keeping time with the music? (*pages 17-19*)
2. What does Aunt Dew mean when she says, "Anybody takes my hundred penny box takes me"? (*Pages 19-20, The hundred penny box represents her life of a hundred years. Aunt Dew is talking about her death.*)
3. How does Aunt Dew feel about trees? (*Page 23, nostalgic; she talks of happy times in Atlanta with a yard full of big trees which the boys could climb.*)
4. What happened to Big John and Junie? (*Page 23, They drowned in a boating accident.*)
5. What happened to the boat? (*Page 24, John took it apart and pushed it back in the water.*) Why do you think John took the boat apart? (*So that no one would ever get into that boat again and drown.*)

Supplementary Activities:

1. **Language:** A synonym is a word that means the same as another word. What are some synonyms for "britches"? Make a list and then choose your favorite "britches" synonym to use in a sentence.
2. Play a recording of "Take my Hand, Precious Lord." As a group, pantomime Aunt Dew dancing to the song.
3. **Writing:** Why is "Take My Hand, Precious Lord" Aunt Dew's favorite song? Answer in a short paragraph.
4. **Writing:** What is your favorite song? Why?
5. Dialogue is a conversation between characters. Choose your favorite dialogue from the book to act out with a classmate. Tell them about the hundred penny box.

Pages 26-32

Vocabulary:

Reconstruction 26

Depression 26