



**STUDENT PACKET**

**GRADES 6-8**

# **A Single Shard**

Linda Sue Park

**READ, WRITE, THINK, DISCUSS AND CONNECT**

# A Single Shard

Linda Sue Park

## STUDENT PACKET

**NOTE:**

The trade book edition of the novel used to prepare this guide is found in the Novel Units catalog and on the Novel Units website. Using other editions may have varied page references.

Please note: We have assigned Interest Levels based on our knowledge of the themes and ideas of the books included in the Novel Units sets, however, please assess the appropriateness of this novel or trade book for the age level and maturity of your students prior to reading with them. You know your students best!

---

**ISBN 978-1-50204-977-3**

Copyright infringement is a violation of Federal Law.

© 2020 by Novel Units, Inc., St. Louis, MO. All rights reserved. No part of this publication may be reproduced, translated, stored in a retrieval system, or transmitted in any way or by any means (electronic, mechanical, photocopying, recording, or otherwise) without prior written permission from Novel Units, Inc.

Reproduction of any part of this publication for an entire school or for a school system, by for-profit institutions and tutoring centers, or for commercial sale is strictly prohibited.

Novel Units is a registered trademark of Conn Education.

Printed in the United States of America.

To order, contact your  
local school supply store, or:

Toll-Free Fax: 877.716.7272

Phone: 888.650.4224

3901 Union Blvd., Suite 155

St. Louis, MO 63115

[sales@novelunits.com](mailto:sales@novelunits.com)

[novelunits.com](http://novelunits.com)

Name \_\_\_\_\_

**Directions:** What are the steps to making fine pottery? Have you ever made and fired a clay pot? Have you ever witnessed a potter turning a piece of pottery on a wheel? Brainstorm and record the steps to making pottery below. Be prepared to share your list with classmates. At the end of the novel study, you will revisit the list you created and address whether or not you knew the process of making pottery.

\_\_\_\_\_

\_\_\_\_\_

\_\_\_\_\_

\_\_\_\_\_

\_\_\_\_\_

\_\_\_\_\_

\_\_\_\_\_

\_\_\_\_\_

\_\_\_\_\_

\_\_\_\_\_

\_\_\_\_\_

\_\_\_\_\_

\_\_\_\_\_

\_\_\_\_\_

\_\_\_\_\_

\_\_\_\_\_

\_\_\_\_\_


\_\_\_\_\_

\_\_\_\_\_

\_\_\_\_\_

\_\_\_\_\_

\_\_\_\_\_



Name \_\_\_\_\_

**Directions:** Write a brief answer to each question as you read the novel at home or in class. Use the questions to guide your reading and prepare for class discussion.

### Chapters 1–3

1. Why is it funny when Crane-man asks, “Have you hungered well today?”
2. Why are Crane-man and Tree-ear so happy to have rice?
3. How does Tree-ear obtain the rice?
4. What kind of man is the farmer?
5. How did Tree-ear get his name?
6. How did Tree-ear come to live with Crane-man?
7. What is Tree-ear’s passion?
8. What kind of potter is Min?
9. How does Tree-ear describe Min’s clay duck?
10. How do you think Min crafted the rectangular clay box?
11. What is Tree-ear’s response when Min asks whether he came to steal?
12. Why does Tree-ear begin working for Min?
13. How does Tree-ear feel about his first job?
14. What kind of work does Tree-ear do for Min first?
15. What lesson does Tree-ear learn about stacking wood in the cart?
16. Why does Crane-man insist on cleaning Tree-ear’s wounded hand the next morning?
17. Whose fault is it that Tree-ear does not finish the wood-cutting job the first day?  
Why?
18. Why is Tree-ear so eager to work for Min?
19. How does Tree-ear refuse Crane-man’s help to chop wood?
20. What is Potter Kang like?
21. Why is it important to Tree-ear that he continue working for Min?
22. How might a person today show gratitude for something they appreciate?
23. What new skill does Tree-ear learn on the tenth day? How might this skill serve him in the future?
24. What does Tree-ear discover about cutting clay?
25. How did Crane-man lose his crutch?

Name \_\_\_\_\_

harangued (73)  
replicas (79)  
suffused (85)  
frenetically (94)  
stance (102)


guffaw (74)  
fiendishly (82)  
marred (85)  
apprentices (96)  
grudgingly (104)

pliant (75)  
placid (84)  
noxious (88)  
absentmindedly (98)  
inscribed (105)

dismissively (77)  
shards (85)  
tumultuous (89)  
bafflement (101)  
progressively (106)

**Teacher Directions:**

- Photocopy and cut out the cards on the following pages.
- Give one card to each student in the class.
- The student who has the card reading, “I have progressively. Who has a word that means deadly?” begins by reading his or her card aloud. (The first card is starred.)
- The student who has the card reading, “I have noxious. Who has a word that means etched?” reads his or her card aloud next.
- Play continues in this manner until all cards have been read.

 I have <b>progressively</b> .
Who has a word that means deadly?

I have <b>noxious</b> .
Who has a word that means etched?

I have <b>inscribed</b> .
Who has a word that means novices?

I have <b>apprentices</b> .
Who has a word that means berated?

I have <b>harangued</b> .
Who has a word that means reproductions?

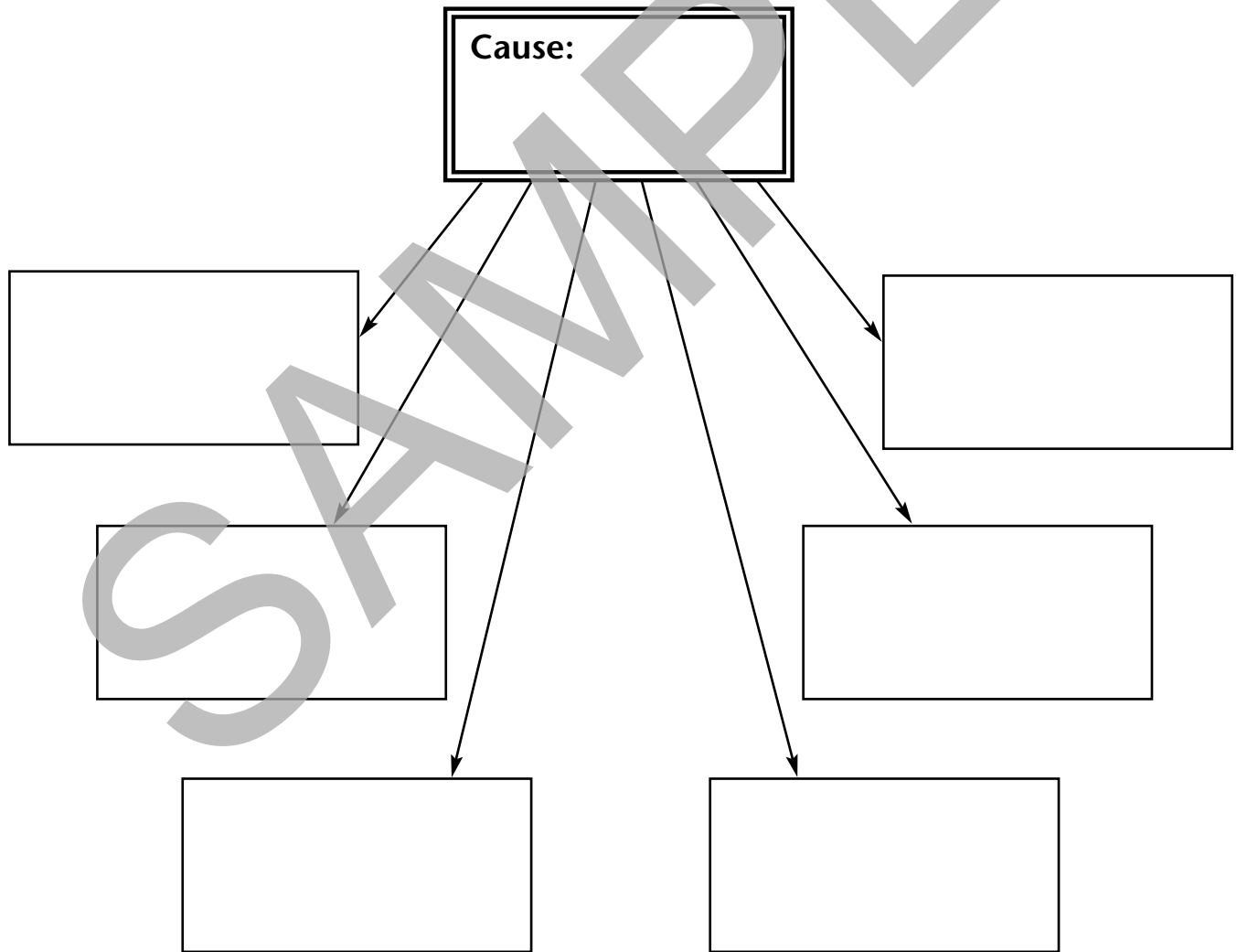
I have <b>replicas</b> .
Who has a word that means calm?

### Cause and Effect

A **cause** is an action that makes things happen. **Effects** are the things that happen. The effects are directly related to the cause.

**Directions:** Think about Tree-ear and all the people he affected. How did he change Crane-man's life? How did he change Min's attitude? How did he make the royal guards view him? Write Tree-ear's name in the top rectangle labeled "Cause." Think about the story and fill in each rectangle below with an effect Tree-ear caused.

*Example:* Because Tree-ear touched and broke the rectangle vase, he began working for Min.



Name \_\_\_\_\_

### Novel Web Diagram

**Directions:** Fill in the information on the chart below. Be prepared to share your answers with the class.

