

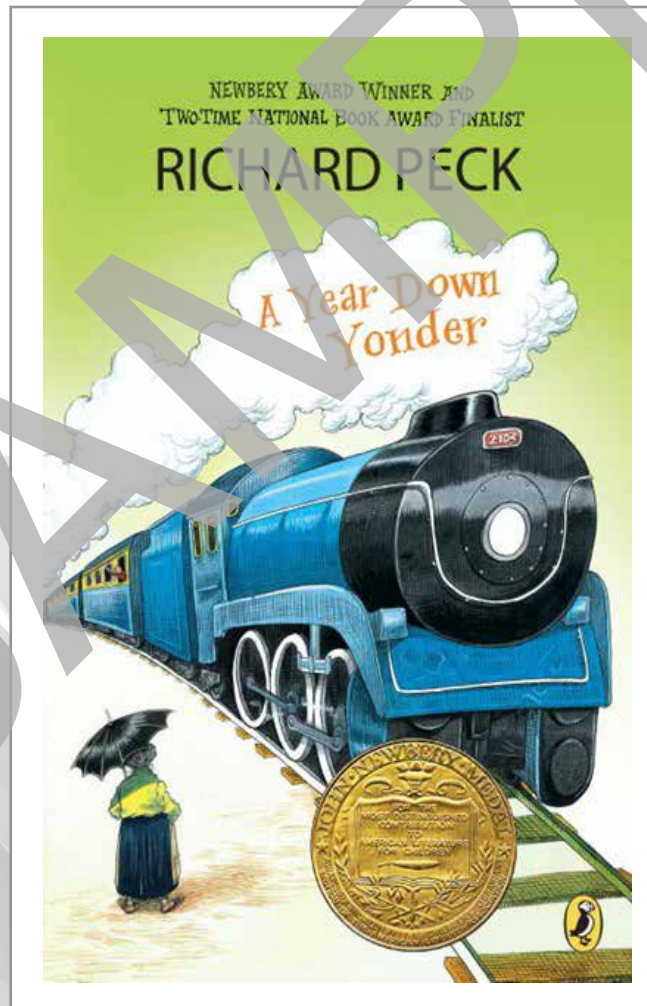


**STUDENT PACKET**

**GRADES 6-8**

# **A Year Down Yonder**

Richard Peck



**READ, WRITE, THINK, DISCUSS AND CONNECT**

# A Year Down Yonder

Richard Peck

## STUDENT PACKET

**NOTE:**

The trade book edition of the novel used to prepare this guide is found in the Novel Units catalog and on the Novel Units website. Using other editions may have varied page references.

Please note: We have assigned Interest Levels based on our knowledge of the themes and ideas of the books included in the Novel Units sets, however, please assess the appropriateness of this novel or trade book for the age level and maturity of your students prior to reading with them. You know your students best!

---

**ISBN 978-1-50205-145-5**

Copyright infringement is a violation of Federal Law.

© 2020 by Novel Units, Inc., St. Louis, MO. All rights reserved. No part of this publication may be reproduced, translated, stored in a retrieval system, or transmitted in any way or by any means (electronic, mechanical, photocopying, recording, or otherwise) without prior written permission from Novel Units, Inc.

Reproduction of any part of this publication for an entire school or for a school system, by for-profit institutions and tutoring centers, or for commercial sale is strictly prohibited.

Novel Units is a registered trademark of Conn Education.

Printed in the United States of America.

To order, contact your  
local school supply store, or:

Toll-Free Fax: 877.716.7272

Phone: 888.650.4224

3901 Union Blvd., Suite 155

St. Louis, MO 63115

[sales@novelunits.com](mailto:sales@novelunits.com)

[novelunits.com](http://novelunits.com)

Name \_\_\_\_\_

## Away in a Manger

1. What do the girls make in Home Ec. class to give as presents?
2. Who is Mary Alice's crocheting partner?
3. Who is the best-dressed girl in school?
4. What part is Mary Alice supposed to have in the Christmas play?
5. What are the two topics on every one's mind at the end of 1937?
6. Who is the dark, hump-backed figure Mary Alice sees walking up to Grandma Dowdel's house?
7. Why do Grandma and Mary Alice go out at night in the dead of winter with a bag of walnuts and a gun?
8. Why does Grandma bring the walnuts?
9. What is the amber liquid in the little vial Grandma shows to Mary Alice?
10. What does Grandma do with the foxes?
11. What does Grandma let Mary Alice pick from the Sears catalogue?
12. What does Grandma make for Mary Alice to wear in the Christmas play?
13. What does Grandma pluck from the manger at the Christmas play?
14. To whom does the abandoned baby belong?
15. Who goes to the Christmas play with Grandma?
16. What is Grandma's Christmas gift to Mary Alice?

## Hearts and Flour

1. Who comes to Grandma's back porch on Saturday just after breakfast?
2. Why can't Mrs. Vottsmeier make cherry tarts for Mrs. Weidenbach?
3. Who does Mrs. Weidenbach want to make cherry tarts for the Daughters of the American Revolution Washington's Birthday tea?
4. Who are the Daughters of the American Revolution?
5. Who is Royce McNabb?
6. What does Grandma request from Mrs. Weidenbach in exchange for making the cherry tarts?
7. What reason does Grandma give for wanting to have the DAR Washington's Birthday tea at her house?

Name \_\_\_\_\_

*A Year Down Yonder*  
Activity #5 • Vocabulary  
A Minute in the Morning

craters  
wattle  
pelting  
palm  
enterprising

chink  
dungarees  
vaulted  
brazen  
hunkered

repertoire  
tripod  
dormer  
flimflam  
trenches

Armistice Day  
veered  
winced  
extortionist  
testimonial

**Directions:** Read each word below. The first letter of a related vocabulary word appears after each item. The related word may be either a synonym or an antonym for the given word. Write the related vocabulary word on the line. Then, look at each pair. If the words are antonyms circle them.

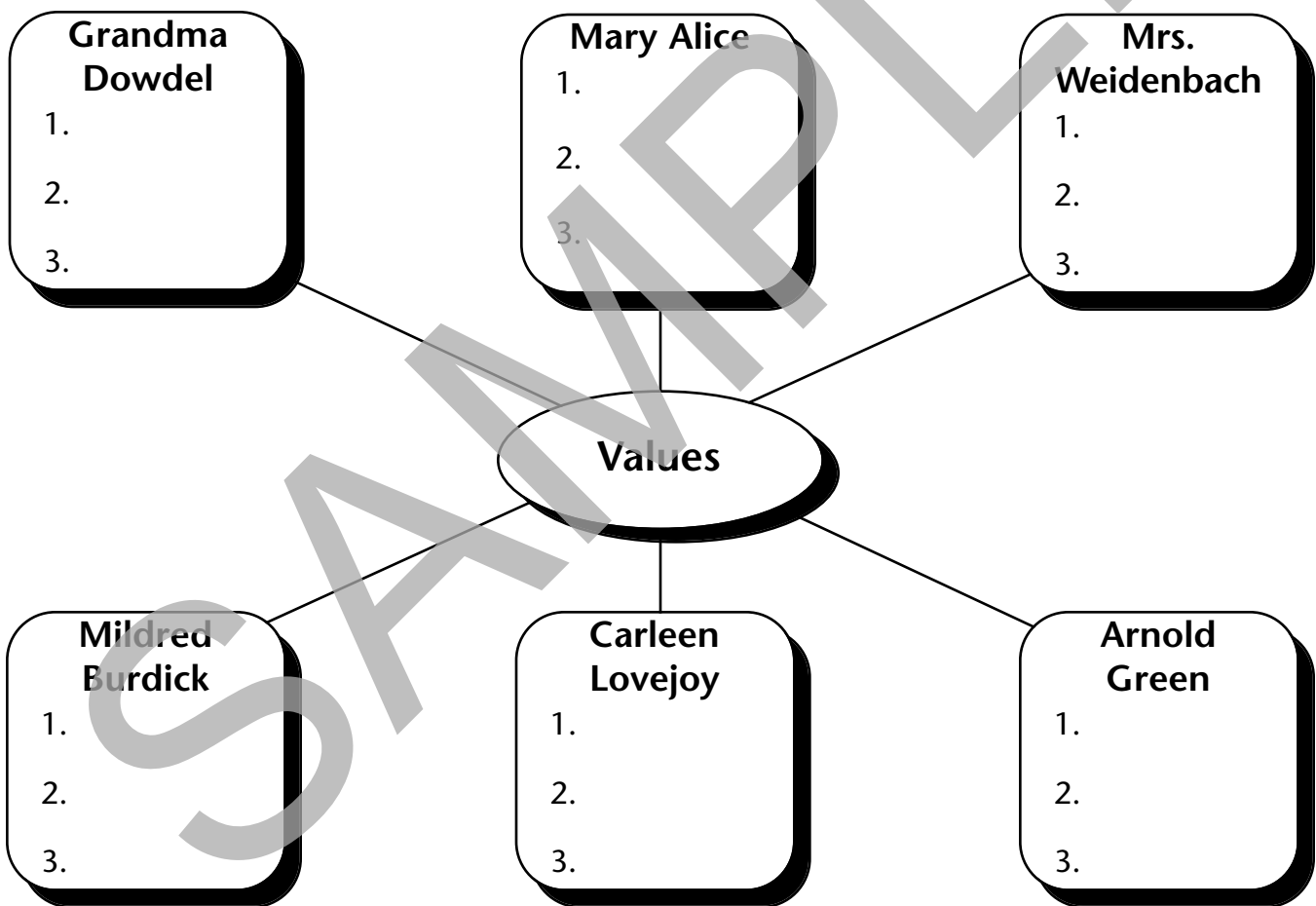
1. window—d \_\_\_\_\_
2. hanging skin from a turkey—w \_\_\_\_\_
3. swerved—v \_\_\_\_\_
4. bounded—v \_\_\_\_\_
5. grimaced—w \_\_\_\_\_
6. shy—b \_\_\_\_\_
7. crack—c \_\_\_\_\_
8. stood straight—h \_\_\_\_\_
9. bombarding—p \_\_\_\_\_
10. hide in the hand—p \_\_\_\_\_

Name \_\_\_\_\_

## Understanding Values

Values represent people's beliefs about what is important, good, or worthwhile. For example, most families consider spending time together as very important—it is something they value.

**Directions:** Think about the following characters from *A Year Down Yonder* and the values they have: Grandma Dowdel, Mary Alice, Mrs. Weidenbach, Mildred Burdick, Carleen Lovejoy, Arnold Green. What do they value? What beliefs do they have about what is important, good, or worthwhile?



After you have finished the chart and participated in the class discussion, think about which character seems to have values most like your own. Write a paragraph that explains why you chose this character.

Name \_\_\_\_\_

## Create a Pop-Up Book

**Directions:** Choose three scenes from the story to illustrate in a pop-up book. Scenes that have motion or action make the best pop-ups. You will need three sheets of construction paper (use 8.5" X 14" paper for more writing space).

1. Fold a piece of construction paper in half horizontally.
2. Along the folded edge, cut two slits of equal length for each of the pop-up tabs in your scene.
3. Open the paper up, and pull each of the pop-up tabs forward.
4. Fold the paper again so that each of the pop-up tabs is in the center of the paper. Press the base of each tab so that it forms a crease.
5. Open up your paper and draw the background of your scene.
6. For each tab, draw and cut out a figure(s) on a separate sheet of paper. Glue the figure(s) to the tabs so that they will pop up.
7. Write a sentence about the scene under your illustration. Repeat steps 1 through 6 for each page.
8. When the pages are complete, glue the bottom of one page to the top of the next, until all of the pages are joined.
9. Use another sheet of construction paper and fold it in half. This will be the cover to your book. Glue this paper to your sheets. Use decorative lettering to write the name of the book and the author's name. Be sure to include your name on the cover as the illustrator.

Figure 2



Figure 4

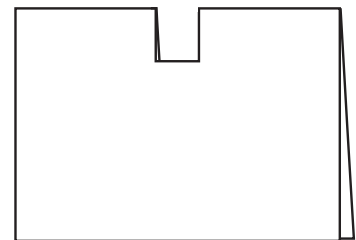


Figure 5

