


Table of Contents

| | |
|--|----|
| Introduction | 3 |
| Sample Lesson Plan | 4 |
| About the Authors | 5 |
| Book Summary | 6 |
| Before the Book (<i>Pre-reading Activity</i>) | 7 |
| Vocabulary Lists | 8 |
| Vocabulary Activity Ideas | 10 |
| SECTION ONE: Olden Times, Gaea and the Titans (<i>pages 8-15</i>) | 11 |
| ◆ Quiz Time | |
| ◆ Hands-on Activity— <i>In the Beginning</i> | |
| ◆ Cooperative Learning Activity— <i>Create a Volcano</i> | |
| ◆ Curriculum Connections— <i>Math: Odd or Even</i> | |
| ◆ Into Your Life— <i>Journal Entries</i> | |
| SECTION TWO: Zeus and His Family (<i>pages 16-69</i>) | 16 |
| ◆ Quiz Time | |
| ◆ Hands-on Activity— <i>Paper Weaving</i> | |
| ◆ Cooperative Learning Activity— <i>Mythology in Astronomy</i> | |
| ◆ Curriculum Connections— <i>Language Arts: Prefixes and Suffixes</i> | |
| ◆ Into Your Life— <i>Shield of the Gods and Goddesses of Mount Olympus</i> | |
| SECTION THREE: Minor Gods (<i>pages 70-107</i>) | 21 |
| ◆ Quiz Time | |
| ◆ Hands-on Activity— <i>Mapping Skills</i> | |
| ◆ Cooperative Learning Activity— <i>Masks for a Greek Play</i> | |
| ◆ Curriculum Connections— <i>Language Arts: “Prometheus”</i> | |
| ◆ Into Your Life— <i>Prometheus</i> | |
| SECTION FOUR: Mortal Descendants of Zeus, Part I (<i>pages 108-147</i>) | 28 |
| ◆ Quiz Time | |
| ◆ Hands-on Activity— <i>Puppets and Plays</i> | |
| ◆ Cooperative Learning Activity— <i>Pantomime</i> | |
| ◆ Curriculum Connections— <i>Science: Poseidon’s Domain</i> | |
| ◆ Into Your Life— <i>Melampus, Friend to the Animals</i> | |
| SECTION FIVE: Mortal Descendants of Zeus, Part II (<i>pages 148-189</i>) | 33 |
| ◆ Quiz Time | |
| ◆ Hands-on Activity— <i>I am Theseus</i> | |
| ◆ Cooperative Learning Activity— <i>A Name Is a Name</i> | |
| ◆ Curriculum Connections— <i>Math: Mythical Math</i> | |
| ◆ Into Your Life— <i>Earthquake in a Bottle</i> | |
| After the Book (<i>Post-reading Activities</i>) | 38 |
| Book Report Ideas | |
| Research Ideas | |
| Culminating Activity | 41 |
| Unit Test Options | 43 |
| Bibliography | 46 |
| Answer Key | 47 |

The Shields of the Gods and Goddesses of Mount Olympus

Materials:






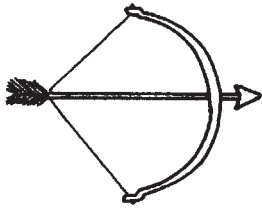

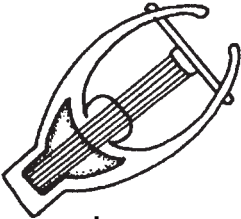
- cardboard
- aluminum foil
- heavy string or yarn
- black tempera paint
- paper towels
- masking tape
- white glue
- scissors



After reading about the gods and goddesses, choose which one you would want to represent your life. Then, following the directions below, make a shield for that character.

Directions:

1. Cut the cardboard into a shield. A large circle is best, but other shapes can also be used.
2. Draw one of the gods' or goddesses' symbols on heavy cardboard. Some choices and their symbols are given below. Cut out the symbol and glue it onto the shield.

| | | | |
|---|--|--|---|
| ZEUS  lightning bolt | ATHENA  owl | HEPHAESTUS  fire | HERA  golden apple |
| POSEIDON  trident | ARTEMIS  bow and arrow | ARES  sword | APOLLO  lyre |


3. Make other designs around the symbol by gluing down pieces of string or yarn.
4. Spread glue over the shield. Cover it with aluminum foil.
5. Overlap the foil onto the back of the shield and cover the edges with masking tape to hold in place.
6. Press the foil gently into and around the cardboard shapes.
7. Paint on a light coat of tempera paint.
8. Wipe off the paint gently with a damp paper towel, leaving paint only in and around the symbol and design areas.
9. Cut a piece of cardboard for a handle and tape it onto the back of the shield.
10. Display the shields in the classroom.

Activities for "Prometheus"

Read the myth of Prometheus, who brought fire to mortals. After reading it, read the poem "Prometheus" by Lord Byron. (See page 25.) Review some of the vocabulary from the poem. When you are finished answer the questions.

Vocabulary

immortal: living forever, divine
mortality: having the ability to die
recompense: something given to make up for a loss
least: smallest in size or degree
strife: a struggle or conflict
inexorable: inflexible
doth: do
annihilate: to destroy
boon: a welcome benefit
appease: to quiet or satisfy
precepts: commands or directions given as rules of conduct
baffled: bewildered
were: were
impenetrable: cannot be solved or understood
convulse: to disturb violently
descry: to catch sight of



Questions for Discussion

1. What do "the rock, the vulture, and the chain" have to do with Prometheus?

2. Who would be the listener in the sky?

3. Why is Fate described as "deaf" and a tyrant?

4. Why would eternity be a "wretched gift"?

5. Who is the "Thunderer"?

6. Why would Prometheus' silence during his sentence of torture be a sentence for the "Thunderer" and make his hand tremble?

7. What is the lesson that we learn from Prometheus and the manner in which he handles his sentence from Zeus?
