



# Table of Contents

<b>Introduction</b> .....	3
<b>Sample Lesson Plans</b> .....	4
<b>Before the Book</b> ( <i>Pre-reading Activities</i> ) .....	5
<b>About the Author</b> .....	6
<b>Book Summary</b> .....	7
<b>Vocabulary Lists</b> .....	8
<b>Vocabulary Activity Ideas</b> .....	9
<b>Section 1</b> ( <i>Chapter 1</i> ) .....	10
• Quiz Time	
• Hands-On Project— <i>B &amp; B Thank-You Note</i>	
• Cooperative Learning Activity— <i>Classy Classroom Scrapbook</i>	
• Curriculum Connections— <i>Math: Smart Shoppers</i>	
• Into Your Life— <i>Reading Response Journals</i>	
<b>Section 2</b> ( <i>Chapter 2</i> ) .....	15
• Quiz Time	
• Hands-On Project— <i>Really Delicious Rugelach</i>	
• Cooperative Learning Activity— <i>Pantomime: The Art of Silence</i>	
• Curriculum Connections— <i>Science: Facts About Sea Turtles</i>	
• Into Your Life— <i>What’s Cool at School</i>	
<b>Section 3</b> ( <i>Chapter 3</i> ) .....	20
• Quiz Time	
• Hands-On Project— <i>Penny for Your Thoughts</i>	
• Cooperative Learning Activity— <i>What’s Your Cup of Tea?</i>	
• Curriculum Connections— <i>History: Famous Women</i>	
• Into Your Life— <i>My Family Tree</i>	
<b>Section 4</b> ( <i>Chapters 4 and 5</i> ) .....	25
• Quiz Time	
• Hands-On Project— <i>The Gallery</i>	
• Cooperative Learning Activity— <i>The Choice Is Yours</i>	
• Curriculum Connections— <i>English: Simply Similes</i>	
• Into Your Life— <i>Serving Up Random Acts of Kindness</i>	
<b>Section 5</b> ( <i>Chapters 6 through 12</i> ) .....	30
• Quiz Time	
• Hands-On Project— <i>Can You Solve the Puzzle?</i>	
• Cooperative Learning Activity— <i>Acronyms, Initials, and Abbreviations</i>	
• Curriculum Connections— <i>Civics: A Jumble of Jobs</i>	
• Into Your Life— <i>Watch for Signs</i>	
<b>After the Book</b> ( <i>Post-reading Activities</i> )	
Any Questions? .....	35
Book Report Ideas .....	36
Research Activity .....	37
<b>Culminating Activities</b> .....	38
<b>Unit Test Options</b> .....	42
<b>Bibliography of Related Reading</b> .....	45
<b>Answer Key</b> .....	46


# What's Your Cup of Tea?




**Noah Gershom**




**Nadia Diamondstein**



**Julian Singh**



**Mrs. Olinski**



**Ethan Potter**

**Directions:** Each quality below matches one main character. Fill in each teacup with three selections for each person.

British accent

blonde hair

black hair

teacher

paraplegic

wears glasses

cautious about being friendly

best man in wedding

red hair

has a brother named Lucas

plump

wears shorts and knee socks

has a dog named Ginger

dreams of theater work

teaches calligraphy

Author's reveal characters in four ways: what the character says, what the character does, what others say about the character, and through narration. In small groups of two to five, compare answers, adding the characteristics and descriptions you know about each character. In your groups, decide which character would be the most interesting as a member of your classroom. Share group findings with the entire class.

# A Jumble of Jobs

**Directions:** *The View from Saturday* includes people from many walks of life. Match each person listed below with his or her occupation. Write the correct letter in the blank.

- |  |  |
|--|--|
| _____ 1. Mrs. Laurencin                | A. artist                              |
| _____ 2. Mr. Singh                     | B. veterinarian                        |
| _____ 3. Dr. Gershom                   | C. bus driver                          |
| _____ 4. Mrs. Gershom                  | D. district superintendent             |
| _____ 5. Noah's grandparents           | E. drama teacher                       |
| _____ 6. Bella Dubinsky                | F. bookkeeper                          |
| _____ 7. Mr. Cantor                    | G. chef/inn owner                      |
| _____ 8. Mrs. Olinski                  | H. accountant                          |
| _____ 9. Dr. Pat Knapp                 | I. retired elementary school principal |
| _____ 10. Gopal                        | J. real estate salesperson             |
| _____ 11. Mrs. Korshak                 | K. magician                            |
| _____ 12. Dr. Roy Clayton Rohmer       | L. dentist                             |
| _____ 13. Margaret Draper Diamondstein | M. middle school principal             |
| _____ 14. Mrs. Reynolds                | N. retired postman                     |
| _____ 15. Allen Diamondstein           | O. owned a bakery                      |
| _____ 16. Tillie Nachman               | P. sixth grade teacher                 |
| _____ 17. Holly Blackwell              | Q. anchorwoman                         |

**Extension:** Survey the class as to occupations represented by the students' families. Try to arrange for parents with interesting occupations to be guest speakers in the classroom. Hold a discussion to find out the goals students have for themselves. Point out how current academics will help prepare them for long-term goals. Seek out free materials about occupations from your local employment commission.