










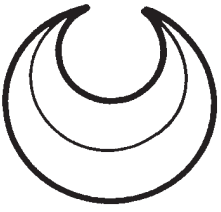


Table of Contents

Introduction	3
Sample Lesson Plan	4
Before the Book (<i>Pre-reading Activities</i>)	5
About the Author	6
Book Summary	7
Vocabulary Lists	8
Vocabulary Activity Ideas	9
Section I (<i>Chapters 1–4</i>)	
• Quiz Time!	10
• Hands-on Project—Newbery and Caldecott Medals	11
• Cooperative Learning Activity—Castle Sweet Castle	12
• Curriculum Connections—Literature-Poetry Time—Haiku	13
• Into Your Life—Survival	14
Section II (<i>Chapters 5–8</i>)	
• Quiz Time!	15
• Hands-on Project—Crowning Glory	16
• Cooperative Learning Activity—Similes Galore	17
• Curriculum Connections—Language—Character Sketch	18
• Into Your Life—Reading and Writing	19
Section III (<i>Chapters 9–12</i>)	
• Quiz Time!	20
• Hands-on Project—A Ransom Note	21
• Cooperative Learning Activity—A Pinch of Garlic	22
• Curriculum Connections—Science—Oh Rats!	23
• Into Your Life—Being a Role Model	24
Section IV (<i>Chapters 13–16</i>)	
• Quiz Time!	25
• Hands-on Project—Tiny Origami Book	26
• Cooperative Learning Activity—Make a Compass	27
• Curriculum Connections—Art—A Rose Is a Rose	28
• Into Your Life—Friendship Journal	29
Section V (<i>Chapters 17–20</i>)	
• Quiz Time!	30
• Hands-on Project—Fun and Games	31
• Cooperative Learning Activity—Extra, Extra, Read All About It!	32
• Curriculum Connections—Science—Problem Solving Inventions	33
• Into Your Life—Afraid of the Dark?	34
After the Book (<i>Post-reading Activities</i>)	
Any Questions?	35
Book Report Ideas	36
Research Ideas	37
Culminating Activities	38
Unit Test Options	42
Bibliography of Related Reading	45
Answer Key	46

Coat of Arms

In the Old World, those people of noble birth or great wealth had a family name shield or coat of arms. These shields contained symbols that showed the special or admirable traits of the family. Sometimes the shield contained the family surname (last name) or mottos such as “**Wisdom**” and “**Courage**,” or “**Strong Warrior**.” It was customary for the coat of arms to be handed down from one generation to the next.

Have the students look over the list of symbols and meanings below. Instruct them to design their own family shields, choosing symbols that relate to their personality in some way. You might also suggest that the children create a motto and use their surnames on the shields. They may use the shield provided or make their own out of poster board.

			
heart	flower	tortoise	dragon
			
unicorn	lion	ship	swords
			
oldest son or daughter	2nd son	3rd son	4th son

Coat of Arms Pattern

